


Galley® Line

Sanitary, Heavy Duty
45° Corner
Directional Modules

Item No. _____

Model No. 9424
Model No. 9425

A1A11420



U.S. PATENT NUMBERS 4,013,880 AND 4,008,931

Model #9425 Shown with Optional Tray Slide #8770B

CORNER 45° DIRECTIONAL MODULES – Do you have problems that require your serving line to turn corners? Now there is a solution, thanks to these Corner Modules which permit serving line to meet any architectural requirement.

Corner module can also be modified to accommodate various cup and dish lowerators. Soup wells can also be installed in the unit at additional cost.

45° Degree Directional Modules

- Aesthetic design, three neutral colors, dove white, pewter tan, or black pearl blend in with any surroundings.
- Modules designed to perform a variety of food service functions.
- Self-locking and self-aligning features eliminate time consuming hookup.
- Lightweight but extra-strong construction provides ease of mobility.
- Casters and brakes are almost completely concealed from patron's view.
- Soft textured surfaces and rounded corners help prevent skin cuts and clothing snags.



| Catalog No. | Description | W | D | H | Quantity of Decorator Panels Included | Shpg. Wt. Lbs. |
|-------------|-------------|-----|-----|-----|---------------------------------------|----------------|
| 9424 | Right-Hand | 34" | 28" | 36" | 1 | 210 |
| 9425 | Left-Hand | 34" | 28" | 36" | 1 | 210 |

HOW TO SPECIFY:

When ordering In-Fill Modules, a sketch of the proposed cafeteria line-up must accompany the original order.

Galley® Line

45° Corner Modules Model No's. 9424, 9425

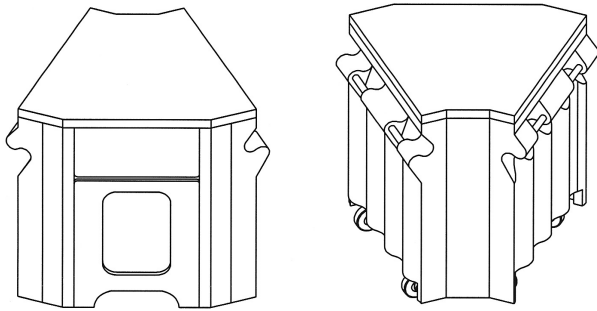
To be **Galley® Line** In-Fill Module, Model _____ with accessories as specified.

GENERAL: Unit to be self-contained, mobile In-Fill Corner Module. Body material to be one of three neutral base colors, dove white, pewter tan or black pearl. "Matelock" self-locking and aligning end panels allow modules to be interconnected. To have recessed push handles at each end. Side skirts to be recessed to accept decorator panels. To be listed by the National Sanitation Foundation.

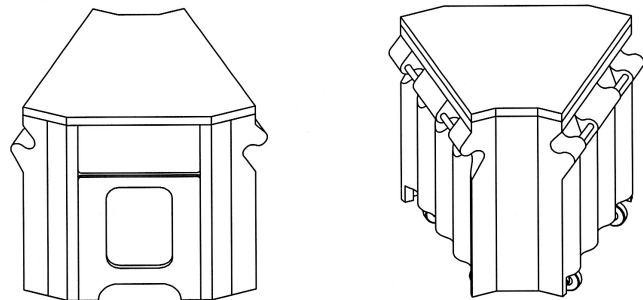
CONSTRUCTION: Body material to be of flame retardant ABS formed plastic fastened to a galvaneal undercarriage. 14 ga. 300 series stainless steel top to have not less than #4 finish. Plate mounted 4" diameter swivel casters with toe brakes to be provided.

SPECIFICATION DRAWING OF BASIC UNIT WITH TRAYSLIDE ACCESSORY

Model 9425



Model 9424



ACCESSORIES:

- A.** Decorator panels, specify catalog number and quantity. (See chart on front side).
- Catalog No. 8700 American Walnut, Quantity _____ Included.
 - Catalog No. 8701 Teakwood, Quantity _____.
 - Catalog No. 8702 Plain Custom Panel, Quantity _____.
- B.** Trayslides. All stainless steel with die-stamped three-rib reinforcement. Lift-Off style, not folding.
- Catalog No. 8770A & 8770B for inside and outside corners.
- C.** Extension shelf. Stainless steel. Mounted flush with top of module. Self-mounting. 16" wide x 28" deep.
- Catalog No. 8754.
- D.** "Mateflat" Panel. (Makes any Galley unit compatible with any other serving line equipment or for squaring unit to wall.) Size 5 7/8"W x 28"D x 36"H.
- Catalog No. 8761 Male Panel (Fits female end).
 - Catalog No. 8762 Female Panel (Fits male end).
- E.** Flat End Panel.
- Catalog No. 8731. Replaces Female "Matelock".
 - Catalog No. 8732. Replaces Male "Matelock".
- F.** Low End Shelf. Self-mounting. 16" wide x 28" deep.
- Catalog No. 8725.
- G.** Electrical Outlets. (NOT UL Listed).
- Catalog No. 8696. Tombstone, Top Mounted, Duplex, 125V, 15 AMP.
 - Catalog No. 8697. Operator Side, Under Top Skirt, Duplex, 120V, 16 AMP.
 - Catalog No. 8698. Operator Side, Under Top Skirt, Duplex, 120V, 15 AMP.
 - Catalog No. 8699. Operator Side, Under Top Skirt, Single, 120V, 15 AMP.

Note: #8696 and #8697 are part of the module wiring. #8698 and #8699 have separate cord set.

