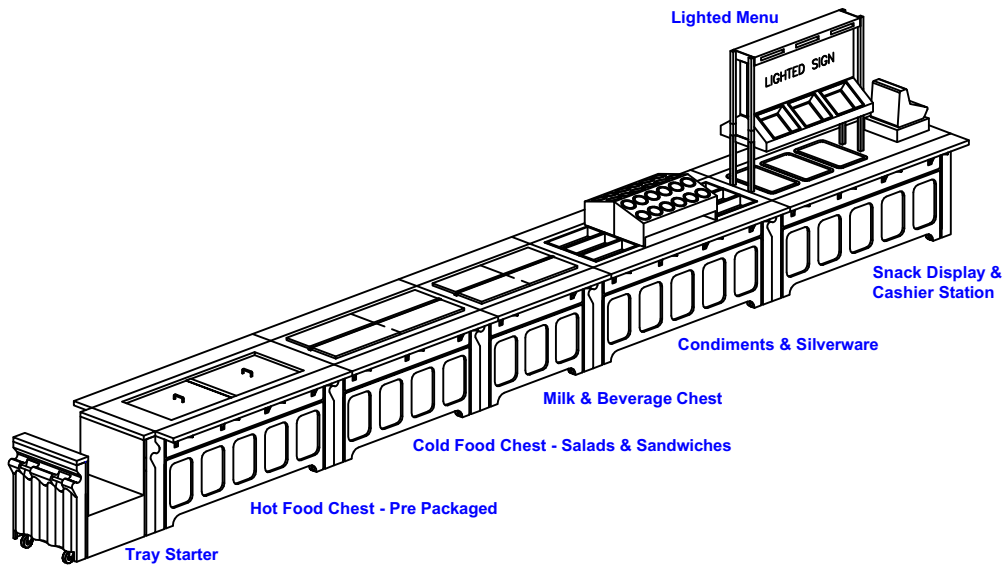


Galley Line

Cafeteria Counters, Serving Lines, Buffet Lines, Speed Lines, & Mobile Food Carts

School Speed Lines & Grab 'N Go's

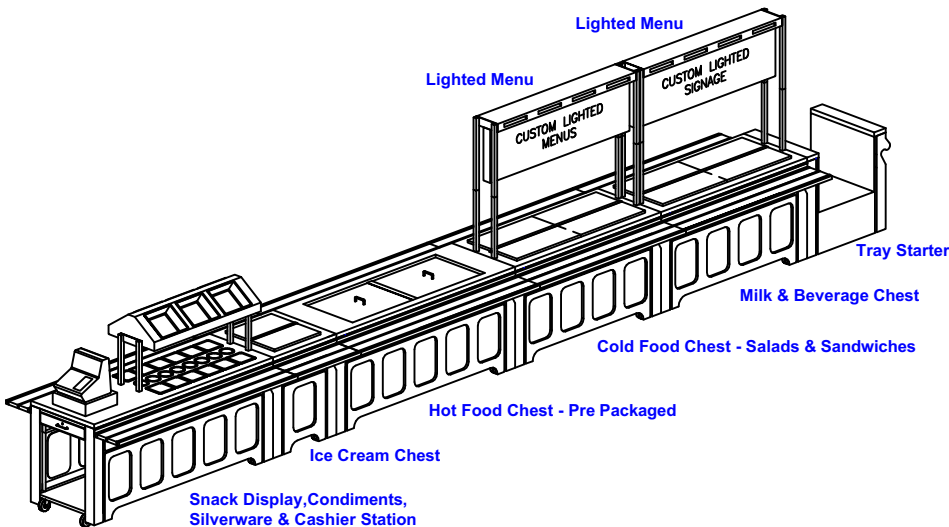
Description



Speed Line with Narrow Tray Slides

Double Sided Service
All Sides Closed
Used for Packaged Food
Narrow Tray Slides

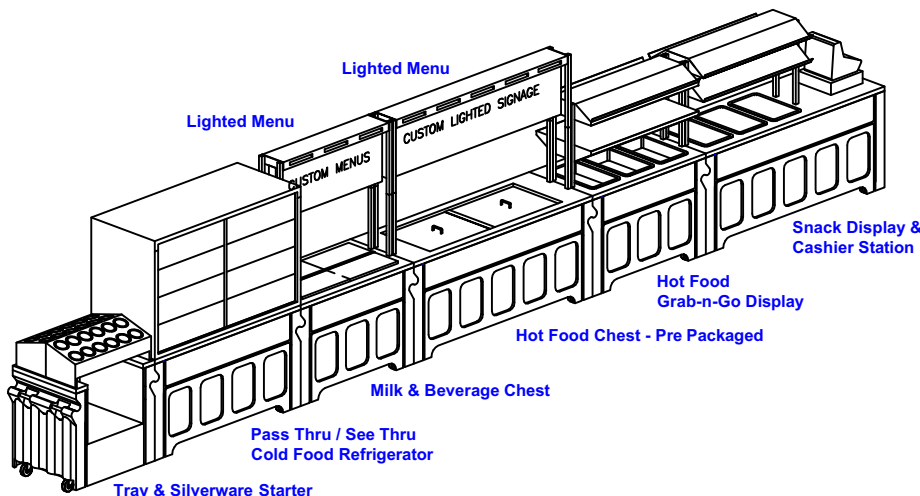
Tray Starter
Hot Food Convection Chest
Cold Food Refrigerated Chest
Refrigerated Beverage Chest
Condiment & Silverware Station
Grab-n-Go Snack Display
Custom Lighted Signage
Cashier / Check Out Station



Speed Line with Tray Slides

Double Sided Service
All Sides Closed
Used for Packaged Food
Tray Slides

Tray Starter
Refrigerated Beverage Chest
& Custom Lighted Signage
Cold Food Refrigerated Chest
with Custom Lighted Signage
Hot Food Convection Chest
Ice Cream Chest
Condiment & Silverware Station
Grab-n-Go Snack Display
Cashier / Check Out Station



Speed Line without Tray Slides

Double Sided Service
All Sides Closed
Used for Packaged Food
No Tray Slides

Tray & Silverware Starter
Pass Thru / See Thru Refrigerated Display
Refrigerated Beverage Chest
with Custom Lighted Signage
Hot Food Convection Chest
& Custom Lighted Signage
Grab-n-Go Hot Food Display
Grab-n-Go Snack Display
Cashier / Check Out Station

Body Color Is Indicated By Suffix Letters:

No Suffix = Pewter Tan & Stainless Steel

A = Black Pearl & Stainless Steel

W = Dove White & Stainless Steel

S = Stainless Steel